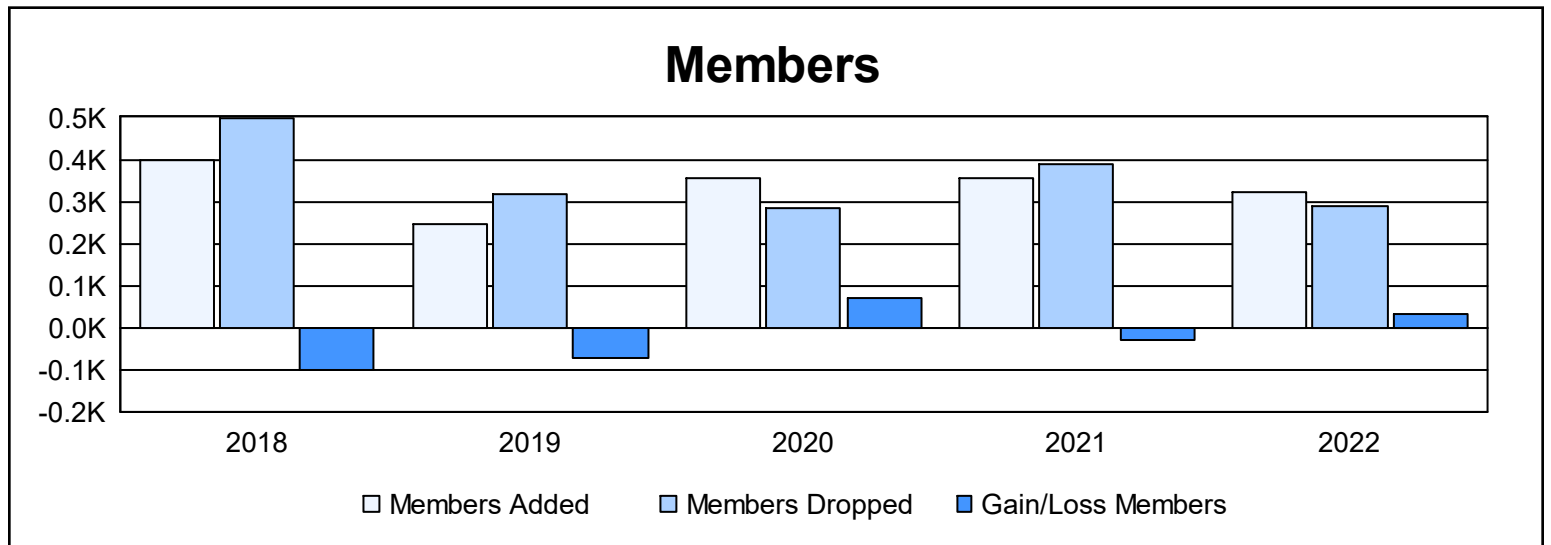
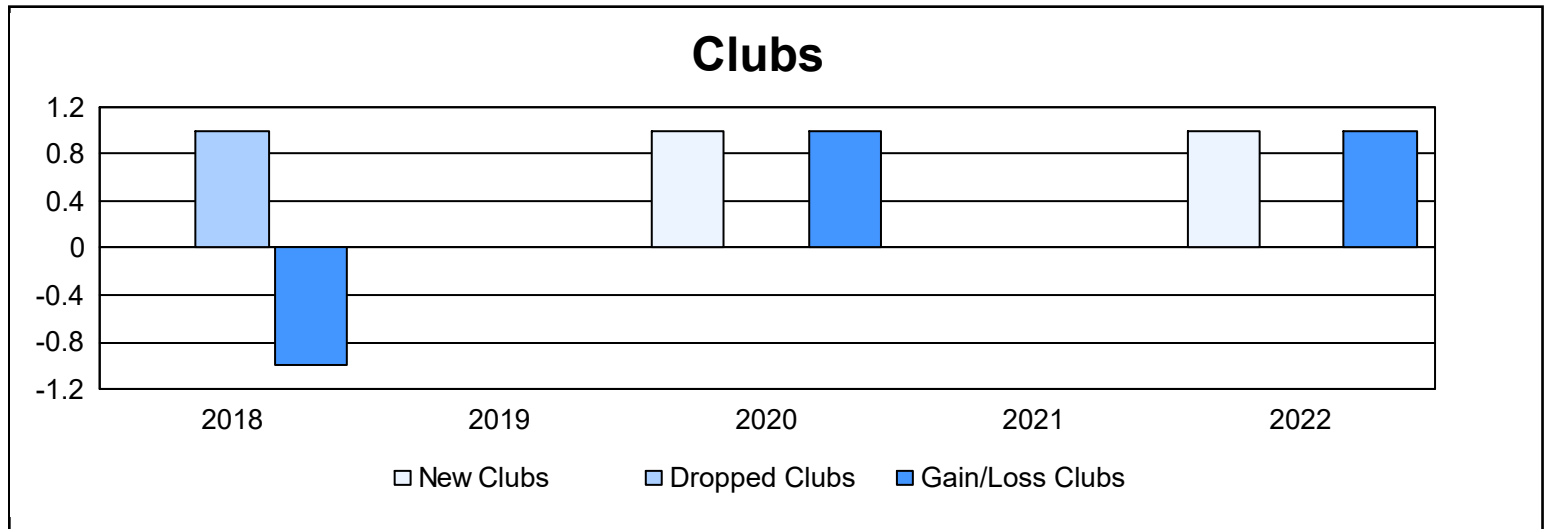
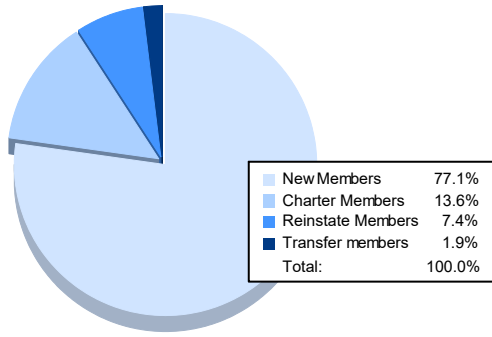


Year	New Clubs	Dropped Clubs	Gain/ Loss Clubs	New Members	Charter Members	Reinstate Members	Transfer Members	Total Member Added	Total Members Dropped	Gain/ Loss Members
2017-2018	0	1	-1	350	7	23	16	396	497	-101
2018-2019	0	0	0	212	1	24	9	246	319	-73
2019-2020	1	0	1	285	33	25	12	355	285	70
2020-2021	0	0	0	331	2	15	8	356	386	-30
2021-2022	1	0	1	249	44	24	6	323	289	34
<b>Average</b>	<b>0</b>	<b>0</b>	<b>0</b>	<b>285</b>	<b>17</b>	<b>22</b>	<b>10</b>	<b>335</b>	<b>355</b>	<b>-20</b>



### Membership Composition June 2022 Cumulative



### Gender Composition June 2022 Cumulative

